

A modern living room interior featuring a white modular shelving unit with a red cabinet door, a wooden chair, a coffee table, and a potted plant. The room is well-lit with large windows in the background.

Mumbai Home Interior Cost Guide (2026)

What home interiors actually cost in Mumbai — and how to plan without budget shocks

For Mumbai flat owners who want clarity before speaking to interior designers.

Why Most Mumbai Homeowners Feel Confused About Interior Costs



Most homeowners don't overspend because interiors are expensive. They overspend because costs were unclear at the start.

⚙️ Common Questions

- ❓ *"One designer said ₹8L, another said ₹15L — who's right?"*
- ❓ *"Why do final bills never match initial discussions?"*
- ❓ *"What is really necessary vs optional?"*

✅ Our Approach

This guide doesn't sell you a dream figure. It shows how costs actually behave in Mumbai homes.



Cost Clarity = Budget Control

Understanding cost behavior before starting prevents surprises during execution

The Reality of Home Interior Costs in Mumbai (2026) Context

✦ Key Factors



Scope > Size

Interior cost depends more on scope than flat size



Price Variation

Two 2BHK homes can differ by ₹5–7L easily



Modular vs Custom

Modular vs custom decisions affect long-term value



Mumbai Factors

Mumbai labour, logistics, and timelines impact pricing



Reality Check

There is no "standard interior cost" — only planned vs unplanned spend.



2026 Cost Drivers

Material costs have stabilized but skilled labour remains premium in Mumbai

Realistic Cost Ranges by Flat Size (Mumbai Apartments)

1BHK Apartment

Entry-level functional

Basic kitchen, wardrobe, and essentials for first-time owners

Mid-range balanced

Better finishes with smart storage solutions

Premium with optimization

High-end materials with space-saving designs

2BHK Apartment

Basic setup

Functional interiors for rental or first homes

Family-friendly

Practical solutions with child-safe features

High-finish, storage-heavy

Premium materials with maximum storage optimization

3BHK Apartment

Partial interiors

Select rooms with focused budget allocation

Full home interiors

Complete home with consistent design language




Premium custom solutions

Bespoke furniture with high-end materials



"This helps me place myself without feeling judged."

Where Your Money Actually Goes (Room-Wise Cost Split)



Kitchen

-  Cabinets & shutters
-  Hardware & accessories
-  Countertop choices

Wardrobes

-  Internal planning vs shutter finish
-  Loft inclusion impact

Living Room

-  TV unit, storage, seating
-  False ceiling & lighting


Bedrooms


-  Storage vs decor trade-offs


A beautiful home is rarely expensive because of **one item** — it's expensive because of **many small unplanned decisions**.


What Increases Interior Cost (And Why)


↗ Cost Drivers

 **Last-minute design changes**
Changes after work begins create rework and waste

 **Premium finishes without functional benefit**
Expensive materials that don't improve daily experience

 **Over-customisation in compact flats**
Bespoke solutions where standard would work better

 **Too many decorative elements**
Visual clutter that adds cost but not value

 **Poor layout planning**
Inefficient use of space requiring more solutions

"So it's not about choosing cheap — it's about choosing smart."



The Smart Spending Principle

Invest where you touch daily. Save where you rarely interact.

What Does Not Increase Cost as Much as People Think

✕ Common Myths

📁 *"Modular kitchens are always expensive"*
Standard modular units can be more cost-effective than custom-built solutions

🔧 *"Good hardware will blow the budget"*
Quality hardware adds only 5-8% to total cost but prevents future repairs

💡 *"False ceilings always cost a lot"*
Simple false ceilings cost less than a single premium light fixture

💡 Smart Spending Insights

🔧 Where spending slightly more saves future repair cost

💸 Where spending more adds no daily value

✅ Our Approach

This positions us as a guide, not a seller.



The Cost-Benefit Principle

Invest in what you touch daily. Save on what you rarely interact with.

Budget Planning Tips Specific to Mumbai Homes

💡 Mumbai-Specific Tips

📁 **Plan storage first, finishes later**
Functional needs should drive design, not aesthetic trends

👉 **Decide access vs aesthetics early**
Mumbai homes prioritize accessibility over purely decorative elements

🏠 **Plan whole house, not room by room**
Holistic approach prevents costly inconsistencies

💰 **Keep a realistic contingency buffer**
15% buffer covers Mumbai's unique logistical challenges

👥 **Avoid splitting work between too many vendors**
Single point of contact reduces coordination costs

"This feels written for someone like me."



Mumbai Budget Reality

Space constraints make every rupee count more than in other cities

Sample Budget Scenarios (Relatable, Not Fancy)



First-time buyer, 2BHK, tight budget

! Money Prioritized

- ✓ Functional kitchen with smart storage
- ✓ Basic wardrobe with internal organization
- ✓ Simple TV unit with concealed storage

⊗ Consciously Avoided

- Premium finishes in less-used areas
- Decorative elements with no function



Family upgrading from basic interiors

! Money Prioritized

- ✓ Kid-friendly storage solutions
- ✓ Durable materials in high-traffic areas
- ✓ Multipurpose furniture with hidden storage

⊗ Consciously Avoided

- Over-customization in children's rooms
- Fragile decorative elements



Resale home with layout fixes

! Money Prioritized

- ✓ Strategic layout modifications
- ✓ Storage solutions in awkward spaces
- ✓ Neutral, universally appealing finishes

⊗ Consciously Avoided

- Personalized design elements
- Trendy materials that may date quickly

Focus on decision logic, not just price points

How to Know If a Quote Is Fair or Risky

⚠ Red Flags

- 💰 **Very low lump-sum pricing**
Too-good-to-be-true pricing often hides hidden costs
- 📋 **No scope clarity**
Vague descriptions of what's included vs excluded
- 💎 **No material explanation**
Generic terms like "good quality" without specifics
- 🔄 **"We'll manage later" language**
Vague promises to handle details during execution

✅ Green Flags

- 📊 **Room-wise clarity**
Detailed breakdown of what each room includes
- 🔧 **Execution explanation**
Clear description of how work will be done
- 🕒 **Timeline alignment**
Realistic timeframes with milestone markers
- 💬 **Willingness to say "this isn't needed"**
Honest advice on what adds value vs unnecessary expense



This evaluation approach builds trust through transparency

The Right Way to Use This Cost Guide

⌘ Next Steps

🏠 **Identify your flat size & life stage**
Match your needs to appropriate cost range

! **Decide priority rooms**
Focus budget where you spend most time

↔ **Set comfort range, not fixed number**
Create flexibility for unexpected needs

💬 **Speak to designers with clarity**
Use this guide to ask right questions

Most budget overruns happen before work starts — not during execution.



Want to Know What Your Home Interior Will Cost?

This guide gives direction. Your flat needs clarity based on its layout, scope, and expectations.

**WhatsApp us your
flat size and locality
to get a realistic cost
range**

No sales pitch. Just clarity.