



Smart Storage Planning Guide for Mumbai Flats

How to create more usable space without making your home feel smaller

For Mumbai flat owners struggling with clutter, tight layouts, and storage that never seems enough — especially in 1BHK and 2BHK homes.

Why Storage Is the Real Space Problem in Mumbai Homes

- ! Most Mumbai flats don't feel small because of carpet area — they feel small because storage is poorly planned
- 🏠 Builder layouts focus on selling the flat, not living in it
- ↗ Over time, homes collect more items, not fewer

Persona Resonance

"We didn't realize how much storage we'd need until we moved in"

"Cupboards look full even after decluttering"



Outcome Promise

Better storage planning can make the same flat feel calmer, cleaner, and easier to manage daily.

Where Mumbai Homes Lose Usable Space (Without Homeowners Realising)

🚫 Where Space Gets Lost

🚫 Dead corners that can't be accessed

↑↓ Vertical height that stays unused

📏 Awkward columns left untreated

🛋️ Furniture with no internal storage

💡 False ceilings used only for lights

⚠️ Common Examples

🛏️ Beds without box storage

🚪 Wardrobes stopping at 7 feet

🍳 Kitchen corners with wasted depth






"You already paid for this space — it's just not working for you."

Storage Planning Starts Before Furniture, Not After



Most homeowners plan storage after finalising furniture — that's the mistake.

i Why This Matters

-  Storage should be planned at layout stage
-  Movement + access matter more than cupboard count
-  Over-storage can make rooms feel cramped

✂ Good Storage Is:



Easy to
access



Hidden
when not
in use



Balanced
across
rooms



The Planning Sequence

Layout → Storage → Movement → Furniture

Living Room Storage Ideas That Don't Look Heavy



Mumbai living rooms are multi-use spaces



Smart Storage Solutions



TV units with closed + open balance



Seating with hidden storage



Shallow wall cabinets instead of bulky units



Vertical storage for books and decor

⊘ What to Avoid



Deep cabinets that eat walking space




Fully open shelves that collect dust





"Your living room shouldn't feel like a storeroom."

Bedroom Storage That Doesn't Make the Room Feel Smaller


Key Storage Areas


 Bed storage (what type suits whom)


 Wardrobe depth and internal zoning

 Loft usage — when it helps, when it hurts

Wardrobe Planning Tips

 Separate daily-use vs occasional-use zones

 Use internal drawers instead of extra cupboards

 Sliding vs hinged — when each makes sense



"Bedrooms feel tight not because of bed size, but because storage blocks movement."

Kitchen Storage Planning for Mumbai Homes



Most kitchens are compact and overused

💡 Smart Storage Solutions

↑ Vertical storage vs deep base units

△ Corner solutions that actually work

★ Pantry planning in small kitchens

↑ Overhead cabinets: how high is too high

⚠️ Common Mistakes

⊗ Too many open shelves

⊗ Ignoring daily-access zones

⊗ Overloading shutters



"A well-planned kitchen saves time every single day."

Bathroom & Utility Storage (Often Ignored, Always Needed)

💡 Smart Storage Solutions

🗄️ Under-sink storage ideas

🪞 Mirror cabinets vs open shelves

🏠 Utility balconies: smart closed storage

🚫 What to Avoid

⊗ Open racks that look messy

⊗ Storage that blocks ventilation



"Small storage fixes here reduce daily frustration."

Loft Storage — Smart Use vs Overuse

i Clear Explanation

- ✓ When lofts are useful
- 📁 What should go into loft storage
- ↑↓ How lofts affect room height and light

💡 Best Practices

- 📍 Limit lofts to specific rooms
- 📅 Use for seasonal or rarely used items
- 👤 Keep access simple and safe



"I don't want my home to feel boxed in."

Storage Planning Based on Life Stage

👤 Different Storage Needs

❤️ Couples with minimal belongings

- ✓ Flexible multi-use spaces
- ✓ Home office integration

😊 Families with kids

- ✓ Toy storage that grows with children
- ✓ Kid-accessible storage solutions

👴 Elderly parents living at home

- ✓ Easy-access storage
- ✓ Medicine organization

🏠 Resale home buyers

- ✓ Adaptable storage systems
- ✓ Universal design appeal

Storage needs change — design should anticipate that.



Future-Proof Storage

Design for adaptability rather than fixed solutions

7 Storage Mistakes Mumbai Homeowners Regret Later

+ Overbuilding storage in one room

Creating too much storage in one area while neglecting others creates imbalance

👉 Ignoring access and usability

Storage that's difficult to reach or use defeats its purpose

🧠 Choosing finishes that age badly

Trendy materials can quickly look dated and difficult to maintain

📅 Designing only for today, not 3 years later

Storage needs evolve with lifestyle changes and family growth

🧠 Our Approach

Helpful, not judgmental — we understand these mistakes happen when planning without proper guidance



The right storage plan saves you from costly redesigns later

How to Know If Your Flat's Storage Is Planned Right

☑ Self-Check Questions

- 📁 Do daily items have fixed places?
- 👉 Are cupboards easy to access?
- 💡 Does storage block light or movement?
- 😊 Does the home feel calmer after cleaning?

🧠 Expert Insight

If you answered "no" to more than one question, your storage plan needs professional review



Good storage planning is invisible

You don't notice it — you just enjoy your home

Next Step (Soft Conversion)







You don't need more cupboards. You need smarter planning.

Special Offer

Get a free storage & layout review for your flat

 [Request a Storage Planning Review](#)

Why This Guide Works

-  Talks like a Mumbai homeowner thinks
-  Solves felt problems, not design theory
-  Makes readers realise their flat can work better
-  Naturally positions us as the next step



Transform your Mumbai flat without expanding walls